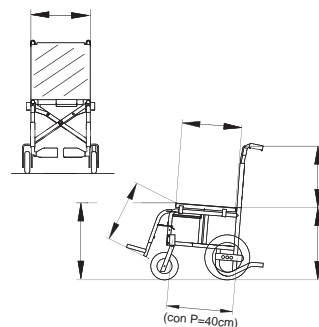


Dealer _____

SIRIO



Key	<input type="checkbox"/> standard	<input type="radio"/> option
L Seat width	<input type="checkbox"/> 34 <input type="checkbox"/> 36 <input type="checkbox"/> 38 <input type="checkbox"/> 40 <input type="checkbox"/> 42 <input type="checkbox"/> 44 <input type="radio"/> 46 <input type="radio"/> 48 <input type="radio"/> 50 <input type="radio"/> 52 <input type="radio"/> 54	
P Seat depth	<input type="checkbox"/> 36 <input type="checkbox"/> 38 <input checked="" type="checkbox"/> 40 <input type="checkbox"/> 42 <input type="radio"/> 44 <input type="radio"/> 46 <input type="radio"/> 48 <input type="radio"/> 50	
HS Back-rest height	<input type="checkbox"/> 29 <input type="checkbox"/> 31 <input type="checkbox"/> 33 <input type="checkbox"/> 35 <input type="checkbox"/> 37 <input type="checkbox"/> 39 <input type="checkbox"/> 41 <input type="radio"/> 43 <input type="radio"/> 45 <input type="radio"/> 47 <input type="radio"/> 49 <input type="radio"/> 51	
HA Front seat/floor height	<input type="checkbox"/> 44 <input type="checkbox"/> 46 <input checked="" type="checkbox"/> 48 <input type="checkbox"/> 50 <input type="checkbox"/> 52 <input type="radio"/> 54	
HP Rear seat/floor height	<input type="checkbox"/> 44 <input checked="" type="checkbox"/> 46 <input type="checkbox"/> 48	
DP Foot-rest/seat distance	<input type="checkbox"/> 33 <input type="checkbox"/> 35 <input type="checkbox"/> 37 <input type="checkbox"/> 39 <input type="checkbox"/> 41 <input type="checkbox"/> 43 <input type="checkbox"/> 45 <input type="checkbox"/> 47 <input type="checkbox"/> 49 <input type="checkbox"/> 51	cm

Frame colour ①

Metallic blue Pearl red Metallic grey
 Glossy black
 Orange Cyclamen light purple Metallic light blue
 (see "Colours" catalogue)

Upholstery ②

Nylon
 Tension adj. nylon back-rest
 Tension adj. breathable back-r.
 Without back-rest
 Without seat

Upholstery colour ③ (nylon only)

Black
 Red Orange
 Light blue Green
 Cornflower blue

Detachable foot-rest ④

Not-detachable foot-rests

a = 79° C = 16 cm
 (with DP=43cm and P=40cm)
 (standard)

a = 74° C = 21 cm
 (with DP=43cm and P=40cm)

Elevating (approx. measurement)

Plastic separate ⑤ (only L = from 38 to 46 cm)

Foot-holding belts
 Heel stops

Separate aluminium profile tilt adjustable foot-plates: ⑥

forward backward

Foot-holding belts

Single aluminium profile tilt adjustable foot-plate: ⑦ (not available with elevating foot-rest)

forward backward

Foot-holding belts

Detachable Desk arm-rest - h 22 cm ⑧

Open* with side guards (only with HP > 42 cm)
 Closed
 27 cm high from the seat
 Tip-up*
 *(not available with reclining backrest)

Elbow-rest

Classic (23 cm long)
 Classic (30 cm long)
 Straight (26 cm long)
 Tubular
 Hemiplegic RX
 Hemiplegic LX

Detachable Sport arm-rest - h 22 cm* ⑨ (not available with reclining backrest)

Open with side guards (only with HP > 42 cm)
 Closed
 27 cm high from the seat
 Tip-up

Elbow-rest

Classic (23 cm long)
 Straight (26 cm long)
 Tubular
 Hemiplegic RX
 Hemiplegic LX

Detachable "U" arm-rest - h 22 cm ⑩

Open* with side guards (only with HP > 42 cm)
 Closed
 27 cm high from the seat
 Tip-up*
 *(not available with reclining backrest)

Elbow-rest

Straight (26 cm long)
 Straight (36 cm long)
 Tubular
 Hemiplegic RX
 Hemiplegic LX

Height adjustable arm-rest (only closed) ⑪

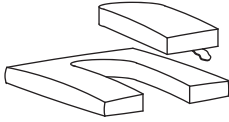
Desk model
 Tip-up*
 *(not available with reclining backrest)

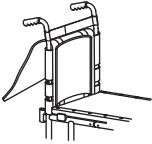
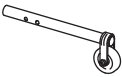
"U" model
 Tip-up*
 *(not available with reclining backrest)



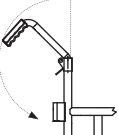
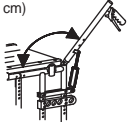

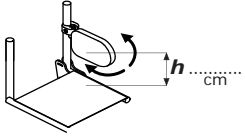
Elbow-rest

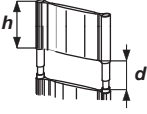

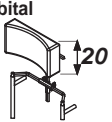
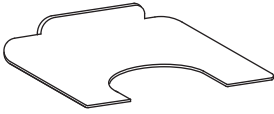
Classic (30 cm long)
 Classic (36 cm long)
 Straight (26 cm long)
 Straight (36 cm long)
 Hemiplegic RX
 Hemiplegic LX

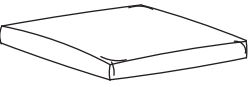
Dealer

<p>Rear wheels ⑮</p> <p><input type="checkbox"/> 12" fixed</p> <p><input type="radio"/> 12" quick-release</p> <p><input type="radio"/> 20" quick-release</p> <p>Tyres</p> <p><input type="checkbox"/> Pneumatic plugged</p> <p><input type="checkbox"/> Solid</p>	<p>Front castors ⑯</p> <p><input type="checkbox"/> 125 (5") solid</p> <p><input type="checkbox"/> 150 (6") solid</p> <p><input type="checkbox"/> 175 (7") solid</p> <p><input type="checkbox"/> 175 (7") pneumatic</p>	<p><input type="radio"/> WC seat ⑰</p> 
--	--	---

<p><input type="radio"/> Back anatomic board ⑱</p> 	<p>Anti-tip device ⑲</p>  <p><input type="radio"/> Right</p> <p><input type="radio"/> Left</p>	<p>Crutch holder ⑳</p> <p><input type="radio"/> Single crutch holder on the right</p> <p><input type="radio"/> Single crutch holder on the left</p> <p><input type="radio"/> Double crutch holder on the right</p> <p><input type="radio"/> Double crutch holder on the left</p> <p style="text-align: right; font-size: small;">(not available with stretched bar)</p>
---	---	---

<p>Pushing handles ㉑ (not with reclining back-rest)</p> <p><input type="checkbox"/> Standard</p>  <p><input type="radio"/> Height adjustable (max L = 48 cm)</p>  <p><input type="radio"/> Hinged back-rest (without stretched bar HS > 37) (with stretched bar HS > 41) (max L = 48 cm)</p> 	<p>Reclining back-rest ㉒</p> <p><input type="radio"/> from 90° to 150° with fixed pushing handles</p> <p><input type="radio"/> from 90° to 150° with height adjustable pushing handles (max L = 44 cm)</p>  <p style="font-size: small;">Compulsory: closed arm-rest and stretched bar</p>	<p>Abductor ㉓</p>  <p><input type="radio"/> 1 <input type="radio"/> 3 <input type="radio"/> 5 <input type="radio"/> 7 cm</p> <p><input type="radio"/> cm</p> <p style="font-size: small;">Choose or specify the height from seat cover</p>	<p>Lateral supports ㉔</p>  <p><input type="radio"/> Right</p> <p><input type="radio"/> Left</p> <p style="font-size: small;">Specify the height "h"</p>
--	---	--	--

<p>Head-rest ㉕ Padded</p>  <p><input type="radio"/> Fixed</p> <p><input type="radio"/> Height adjustable</p> <p>Moulded</p>  <p><input type="radio"/> Fixed</p> <p><input type="radio"/> Height adjustable</p> <p>Orbital</p>  <p><input type="radio"/> Moulded <input type="radio"/> Anatomic</p> <p style="font-size: small;">Specify "h" & "d" where requested Standard: h = 20 cm d = 15 cm h = cm d = cm</p>	<p>Brakes ㉖</p> <p><input type="checkbox"/> Classic - short lever</p> <p><input type="radio"/> Classic - long lever</p> <p><input type="radio"/> Drum</p> <p><input type="radio"/> Drum + classic</p>	<p>Table ㉗</p>  <p style="font-size: small;">(Only with arm-rests)</p> <p><input type="radio"/> Transparent</p> <p><input type="radio"/> Rx <input type="radio"/> Lx Hemiplegic transp.</p> <p><input type="radio"/> Plastic grey</p> <p><input type="radio"/> Soft padded</p> <p style="font-size: small;">Specify the fastening: <input type="checkbox"/> single <input type="checkbox"/> double</p>
---	---	--

<p>Lined cushion ㉘ in foam polyurethane</p>  <p><input type="radio"/> 3 cm high</p> <p><input type="radio"/> 5 cm high</p>	<p>Options</p> <p>29 <input type="checkbox"/> "M" velcro strip (hook) on seat</p> <p>30 <input type="checkbox"/> "F" velcro strip (loop) on seat</p> <p>31 <input type="checkbox"/> Seat/back-rest connection flap</p> <p>32 <input type="radio"/> Padded rigid seat</p> <p>33 <input type="radio"/> Chest harness</p> <p>34 <input type="radio"/> Chest belt</p> <p>35 <input type="radio"/> Abductor belt</p> <p>36 <input type="radio"/> Double cross bar</p> <p>37 <input type="radio"/> Stretched bar</p> <p>38 <input type="radio"/> Back-rest with spring</p> <p>39 <input type="radio"/> Catheter holder pocket</p>	<p>Options</p> <p>40 <input type="radio"/> Pump for pneumatics</p> <p>41 <input type="radio"/> Suitcase holder</p> <p>42 <input type="radio"/> 45° pelvic belt</p> <p>43 <input type="radio"/> 45° padded pelvic belt</p> <p>44 <input type="radio"/> Black holdall</p> <p>46 <input type="radio"/> Umbrella holder</p> <p>47 <input type="radio"/> IV bar + poles</p> <p>48 <input type="radio"/> IV poles</p>
---	--	--

Notes
