

Dealer

Key

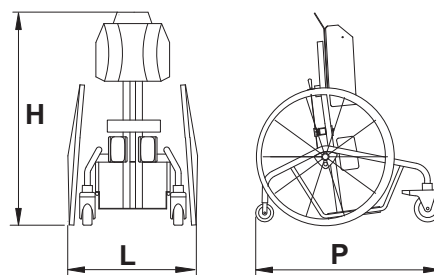
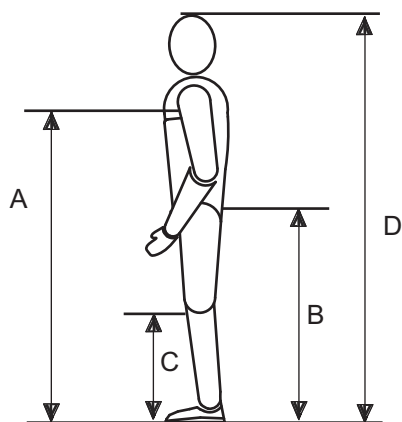
standard

option

HAPPY STANDING

User measurements ①

- A - Armpit height cm from the ground
 B - Waist height cm from the ground
 C - Beneath kneecap height cm from the ground
 D - User height cm from the ground




	22"	24"	26"	28"	32"
User height D	80-100	90-110	100-125	105-130	120-150
Armpit height A-(H)	58-73	65-80	73-91	76-94	87-109
Waist height B	40-51	45-56	51-63	53-66	61-76
Beneath kneecap height C	21-27	24-29	27-33	28-35	32-40
Frame inclination	5°/30°	5°/30°	5°/30°	5°/30°	5°/30°
Foot-rest inclination	90° +/-15°	90° +/-15°	90° +/-15°	90° +/-15°	90° +/-15°
Rear wheel camber	4°	4°	4°	4°	4°
Max user load (kg)	50 kg	50 kg	50 kg	50 kg	75 kg
Total width L	58	58	64	64	70
Total length P	80	80	98	98	98

approx measurements, unit: cm

Thoracic support height ②

h 25 cm

h 20 cm



Big wheels ③

- 22"
 24"
 26"
 28"
 32"

Frame colour ④

- Pearl red
 Orange
 Pastel yellow
 Pearl white
 Pastel light blue
 Metallic grey

Handrims ⑤

- Aluminium (*)
 Rubber coated(*)
 Chromium-plated steel
 Max Grepp (*)

(*) available only for 22" and 24" wheel

Spoke guards ⑥

- Transparent
 Black
 White
 Multicolour
 Black plumed blue
 Black plumed green
 Black plumed red
 Alphabet

Available only with 22" and 24" wheels

Options ⑦

- Polycarbonate table with fixed fastening
 Polycarbonate table with pantograph connection
 Abductor
 Anatomic abductor
 Seat
 Abductor with pelvis support
 Anatomic abductor with pelvis support
 Seat with pelvis support