

☐ Order N° _____ ☐ Quotation
 Date _____ Signature _____
 Customer Ref. _____ User's weight Kg _____

Key

- ☐ standard
☐ option

PAG. 1/2
 May 2024

Dealer _____

L Seat width (adjustable)

- ☐ RANGE 1..... ☐26 ☐28 ☐30 ☐32 ☐34 ☐36
☐ RANGE 2..... ☐30 ☐32 ☐34 ☐36 ☐38 ☐40 ☐42 ☐44 ☐46
☐ RANGE 3..... ☐40 ☐42 ☐44 ☐46 ☐48 ☐50 ☐52

P Seat depth

- ☐38 ☐40 ☐42 ☐44 (adjustable from 38 to 44 cm)
☐40 ☐42 ☐44 ☐46 (adjustable from 40 to 46 cm)
☐42 ☐44 ☐46 ☐48 (adjustable from 42 to 48 cm)
☐44 ☐46 ☐48 ☐50 (adjustable from 44 to 50 cm)

HS Back-rest height

- ☐29 ☐31 ☐33 ☐35 ☐37 ☐39 ☐41
 HS adjustable from ☐29 to 37 cm ☐35 to 43 cm (frame & upholstery)

HA Front seat/floor height

- ☐42 ☐43 ☐44 ☐46 ☐48 ☐50
 Possible front castors HA 42:4" HA43/44:4"/5" HA46/48:4"/5"/6" HA50:4"/5"/6"/7" HA 52:6"/7" HA54:7"

HP Rear seat/floor height

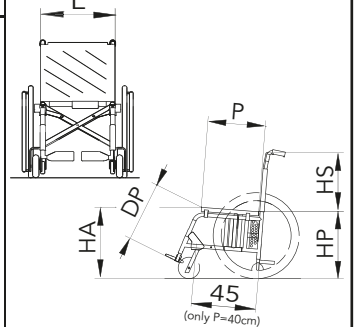
- ☐38 ☐40 ☐42 ☐44 ☐46 ☐48
 Possible rear wheels HP 38:20"/22" HP40/42:20"/22"/24" HP44/46:22"/24" HP48/50:24" only

DP Foot-rest/seat distance

- ☐33 ☐35 ☐37 ☐39 ☐41 ☐43 ☐45 ☐47 cm
 DP 19/21/23: only not detachable footrests & internally assembling of footplate DP 25/27/29/31: internally assembling of footplate

VEGA 3000

Width & depth adjust.
 fold.alum.frame



Frame colour

- ☐ Glossy black ☐ Pearl red ☐ Deep sky light blue
☐ Pearl white ☐ Metallic blue ☐ Metallic grey
☐ (see "Colours" catalogue) from:
☐ Neon orange ☐ Neon green

①

Upholstery

- ☐ Tension adjustable nylon back-rest
☐ Tens.adjustable breathable backrest
☐ Without any backrest upholstery
☒ ~~NAMEKH~~ custom postural backrest
 (fill up the proper order form)

②

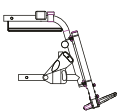
Upholstery colour

- (nylon only)
☐ Black
☐ Red ☐ Orange
☐ Light blue ☐ Green
☐ Cornflower blue

③

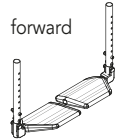
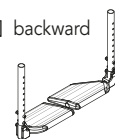
☐ Not detachable foot-rest

④

☐ Detachable foot-rest☐ Elevating foot-rest (detachable)

Separate aluminium profile tilt adjustable foot-plates:

⑤

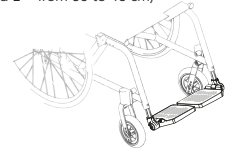
☐ forward☐ backward

☐ Foot-holding belts

☐ Plastic separate

(only DP > 35 cm and L = from 38 to 46 cm)

⑦

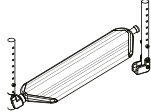
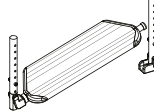
☐ Reclining backrest

⑧

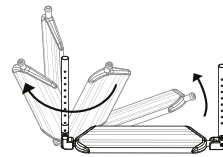
Note:
 1) subject to technical approval
 2) compulsory:
 - extended wheel plate
 - stretched bar

Single aluminium profile tilt adjustable foot-plate:

(not available with detachable foot-rest)

☐ forward☐ backward

☐ Foot-holding belts

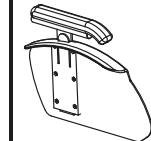
☐ Up & outward

⑩

☐ Height adjustable arm-rest

(only with aluminium side guards)
 (only L from 34 to 44 cm)

⑪



Elbow-rest

- ☐ Classic (23 cm long)
☐ Classic (30 cm long)
☐ Straight (26 cm long)

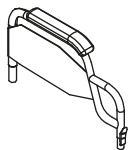
Side guards

(not suitable with reclining backrest)

⑫

☐ Plastic☐ Aluminium☐ Carbon fibre☐ Plastic round cover☐ Detachable Desk arm-rest - h 22 cm

⑬



- ☐ Open with side guards (only with HP > 42 cm)
☐ Closed
☐ 27 cm high from the seat
☐ Tip-up (not for reclining backrest)

Elbow-rest

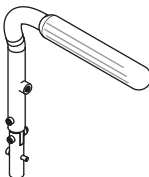
- ☐ Classic (23 cm long)
☐ Straight (26 cm long)
☐ Tubular (only with open arm-rest)
☐ Hemiplegic RX
☐ Hemiplegic LX

note: see also Hemi modular armrest ord.form

☐ Tip-up height adjustable from 22 to 28 cm "L" arm-rest

⑭

(not detachable, open with sideguards not suitable with reclining backrest)

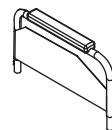


Elbow-rest

- ☐ Tubular
☐ Straight (26 cm long)
☐ Classic (23 cm long)
☐ Classic (30 cm long)

☐ Detachable "U" arm-rest - h 22 cm

⑮



- ☐ Open with side guards (only with HP > 42 cm)
☐ Closed

☐ Tip-up

(not for reclining backrest)

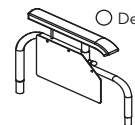
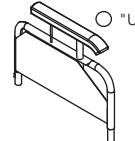
Elbow-rest

- ☐ Straight (26 cm long)
☐ Straight (36 cm long)
☐ Tubular (only with open arm-rest)
☐ Hemiplegic RX
☐ Hemiplegic LX

note: see also Hemi mod.armrest ord.form

☐ Height adjustable arm-rest (only closed)

⑯

☐ Desk model☐ "U" model

Elbow-rest

- ☐ Classic (30 cm long)
☐ Straight (26 cm long)
☐ Hemiplegic RX
☐ Hemiplegic LX

note: see also Hemi modular armrest ord.form

