

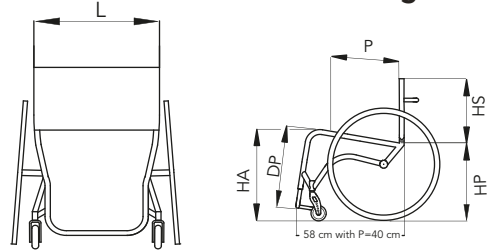
Dealer

**Key**     standard     option

# IDRA2.0

Aluminium rigid frame

- IDRA2.0 Fix axle                       IDRA 2.0 Adj axle
- L** Seat width                       34  36  38  40  42  44  
**P** Seat depth                       36  38  40  42  44  46  
**HS** Back-rest height             27  29  31  33  35  37  39  41  
**HA** Front seat/floor height     46  48  50  
**HP** Rear seat/floor height       40  42  44  46  48  
**DP** Foot-rest/seat distance     37  39  41  43  45  47  49    cm



**Frame colour**                      ①

- Glossy black                       Matte black  
 Pearl white                       Pearl red  
 Glossy anthracite gray  
 ..... (see "Colours" catalogue) from:  
 Neon green                       Neon orange

**Upholstery**                      ②

- Back-rest:**  
 Tension adj nylon  
 Breathable tension adj  
 Without any backrest upholstery  
 **AMEKH** (separate order form)  
 other seating system .....
- Seat:**  
 Fix (standard, screws)  
 Tension adj. (velcro)

**Backrest upholstery colour**                      ③

- Black  
 Coloured (nylon).....  
colours: orange, red, green, cornflower, light blue  
 Coloured (breathable).....  
colours: red, grey

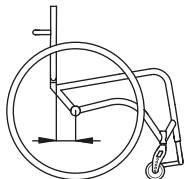
**Single tubular footplate**                      ④

- 
- Open                       Carbon fibre closed  
 Tilt adjustable Carbon fibre closed

**Push handles**                      ⑤

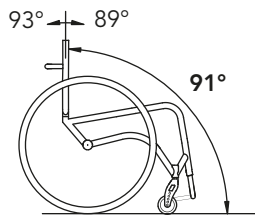
- 
- Without pushing handles                       Fixed pushing handles  
 Height adjustable pushing handles                       Foldable pushing handles

**Distance between the hub centre and backrest**                      ⑥



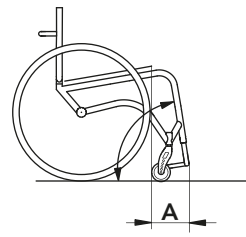
- 9 cm (standard)                       7 cm  
 0 cm (biamputated)                       11 cm  
 3 cm                       13 cm  
 5 cm

**Backrest tilt**                      ⑦



- 89°  
 91° (standard)  
 93°

**Front angle**                      ⑧



- 83° (standard) (A = 16 cm)  
 75° (A = 21 cm)

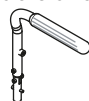
**Rear wheel camber**                      ⑨

- 1°     2°     3°     4°  
 Quick rel. axles Ø 12mm with cambered bushes length 42 mm (default)  
 Quick rel. axles Ø 1/2" (12,7mm) w/42mm bushes  
 Quick rel. axles Ø 1/2" (12,7mm) w/50mm bushes

**Side guards**

- 
- Aluminium with carbon fibre wing                       Aluminium with straight carbon fibre

Height adjustable from 22 to 28cm "L" arm-rest, detachable and tip-up                      ⑪



- Elbow-rest**  
 Tubular  
 Straight (26 cm long)  
 Classic (23 cm long)  
 Classic (30 cm long)

**Brakes**                      ⑫

- 
- Scissor brake  
 Composite
- Standard                       Pull brake

**Anti-tip device**                      ⑬

- 
- Right  
 Left

Notes

