

Dealer \_\_\_\_\_

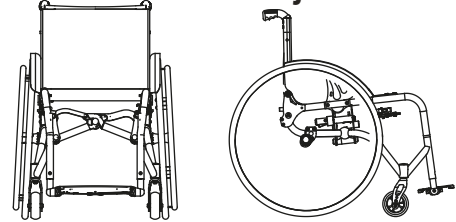
**Key**     standard     option

**ALUMINIUM frame**     **TITANIUM frame**

- L** Seat width     34    36    38    40    42    44  
**P** Seat depth     36    38    40    42    44    46  
**HS** Back-rest height     27    29    31    33    35    37    39    41  
**HA** Front seat/floor height     46    48    50  
**HP** Rear seat/floor height     40    42    44    46    48  
**DP** Foot-rest/seat distance     37    39    41    43    45    47    49   cm

QPX

Hybrid frame  
with adjustable axle



**Frame colour**    ①

- Shiny titanium (ONLY TITANIUM FRAME)  
 Natural titanium (ONLY TITANIUM FRAME)  
 Glossy black    Pearl white    Matt black  
 ..... (see "Colours" catalogue)  
 Neon green     Neon orange

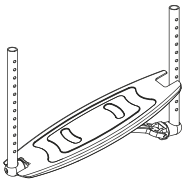
**Upholstery**    ②

- Tension adjustable nylon back-rest  
 Tens.adjustable breathable backrest  
 Without any backrest upholstery  
 **FAMEKH** custom postural backrest  
(fill up the proper order form)

**Upholstery colour**    ③

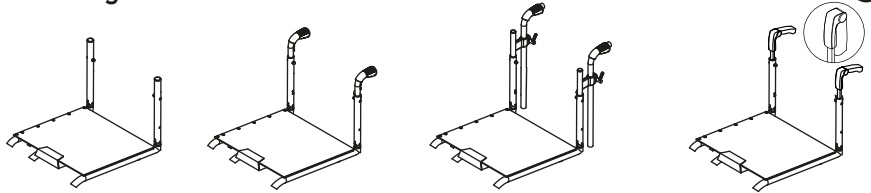
- Black  
 Coloured.....  
 Available colours:  
 NYLON: orange, red, green, cornflower blue, light blue;  
 BREATHABLE: red, grey;

**Automatic closure foot-plate in carbon**    ④



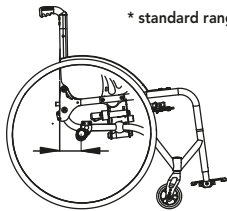
- Foot-holding belts

**Pushing handles**    ⑤



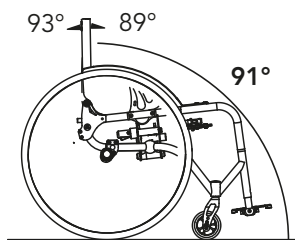
- Without pushing handles     Fixed pushing handles     Height adjustable pushing handles     Foldable pushing handles

**Distance between the hub centre and back-rest**    ⑥  
\* standard range 5:11



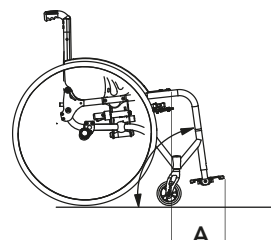
- 9 cm (standard) \*     7 cm \*  
 5 cm \*     11 cm \*  
 3 cm     13 cm

**Back-rest tilt**    ⑦



- 89°  
 91° (standard)  
 93°

**Front angle**    ⑧

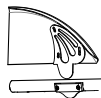
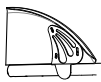


- 83° (standard) (A = 18 cm)  
 75° (A = 25 cm)

**Rear wheel camber**    ⑨

- 1°    2°    3°    4°  
 Quick release axles Ø12mm with 42 cambered bushes (default)  
 Q.r.a. Ø 1/2" (12,7 mm) w/42 camb.bushes  
 Q.r.a. Ø 1/2" (12,7 mm) w/50 camb.bushes

**Side guards**    ⑩



- Fix with carbon fibre wing

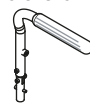
- Detachable with carbon wing



- Fix with straight carbon fibre

- Detachable with straight carbon

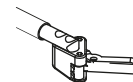
**Height adjustable "L" arm-rest, detachable and tip-up**    ⑪



**Elbow-rest**

- Tubular  
 Straight (26 cm long)  
 Classic (23 cm long)  
 Classic (30 cm long)

**Brakes**    ⑫

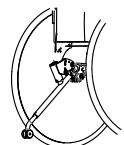


- Composite brake

- Standard

- Pull brake

**Revolving anti-tip device**    ⑬



- Right

- Left

Notes \_\_\_\_\_

