


Dealer

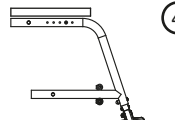
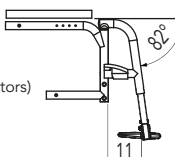
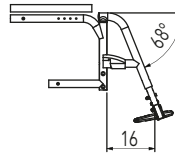
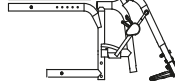
- L** RANGE 1 W P > 36cm 34 36 38 40 42 44 46
 RANGE 2 W P > 36cm 38 40 42 44 46 48 50 52
 RANGE 3 W P > 36cm (compulsory expandable stretched bar to be added) 46 48 50 52 54 56 58
- P** Seat depth 36 38 40 42 44 46
 Adjustable up to 6 cm(max. 50 cm) 48 50
- HS** Back-rest height 29 31 33 35 37 39 41 43 45
47 49 51 55 60 (stretched bar - that can grow - included)
- HA** Front seat/floor height 42 43 44 46 48 50 52
54
- HP** Rear seat/floor height 38 40 42 44 46 48 50
- DP** Foot-rest/seat distance 34 35 37 39 41 43 45 47 49 51
 (from 17 to 32 cm foot-rest mounted on the frame, not possible with plastic footrests)
- Seat width (adjustable within the selected range) cm

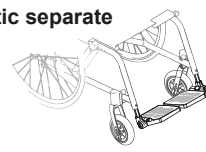


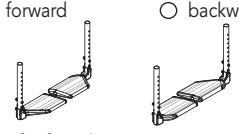
- Frame colour** Matte black Metallic blue Pearl red Metallic grey
 Pearl white Sh.black Neon green Neon orange
 (see "Colours" catalogue)


- Backrest upholstery** Tension adj. nylon. back
 Tension adj. breath. back
 Without any back-rest upholstery
 With divided seat (joint by velcro, def.)
 Seat upholstery can grow +6cm max

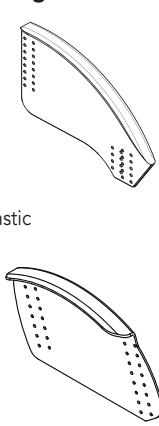
- Upholstery colour** * (Coloured uphol. only with nylon)
 Black
 Red* Orange*
 Light blue* Green*
 Cornflower blue*

- Not Detachable foot-rest** 
- Detachable foot-rest 82° angle**
 (DP 41 cm)
 (82° footrests do not allow any 175 front castors) 
- Detachable foot-rest 68° angle**
 (DP 41cm) 
- Elevating foot-rest (detachable)** 

- Plastic separate** 
 Cover for footplates (recommended for seat width >52cm)
 Foot-holding belts (cover plates N.A.)
 Heel stops (cover plates N.A.)

- Separate aluminium profile tilt adjustable footplates:**
 forward backward

 Cover for footplates (recommended for seat width >52cm)
 Foot-holding belts (cover plates N.A.)

- Single aluminium profile tilt adjustable footplate:**
 (limited range of width adjustment)
 (not available with elevating foot-rest)
 forward backward

 Foot-holding belts
 Heel stops

- Side-guards** Plastic Aluminium (same colour)


- Detachable DESK armrest - tip-up**
 OPEN H22 with side-guard (only if HP ≥44 cm)
 OPEN H27 with side-guard (if HP ≤42cm)
 CLOSED H22 (from HP40/R24"x1 only if without any table fastenings)
 CLOSED H27 cm from seat (compulsory for HP=42cm&R24")
Elbow-rest
 Classic (23 cm long)
 Straight (26 cm long)
 Tubular (only if open armrest)
 Hemiplegic RX
 Hemiplegic LX
 note: see also Hemi modular armrest ord.form

- Detachable SPORT armrest - tip-up**
 OPEN H22 with side-guard (only if HP ≥44 cm)
 OPEN H27 with side-guard (if HP ≤42cm)
 CLOSED H22 (from HP40/R24"x1 only if without any table fastenings)
 CLOSED H27 cm from seat (compulsory for HP=42cm&R24")
Elbow-rest
 Classic (23 cm long)
 Straight (26 cm long)
 Tubular (only if open armrest)
 Hemiplegic RX
 Hemiplegic LX
 note: see also Hemi mod.armrest ord.form

- Detachable "U" armrest - tip-up**
 OPEN H22 with side-guard (only if HP ≥44 cm)
 OPEN H27 with side-guard (if HP ≤42cm)
 CLOSED H22 (from HP40/R24"x1 only if without any table fastenings)
 CLOSED H27 cm from seat (compulsory for HP=42cm&R24")
Elbow-rest
 Straight (26 cm long)
 Straight (36 cm long)
 Tubular (only if open armrest)
 Hemiplegic RX
 Hemiplegic LX
 note: see also Hemi mod.armrest ord.form

- Height adjustable tip-up arm-rest (only closed)**
 Desk model
 Sport model
 "U" model
Elbow-rest
 Classic (30 cm long)
 Classic (36 cm long)
 Straight (26 cm long)
 Straight (36 cm long)
 Hemiplegic RX
 Hemiplegic LX
 note: see also Hemi mod.armrest ord.form

Dealer _____

Rear wheels (13)

- 24" 36 spokes 12" solid*
- 22" 36 spokes 12" pneumatic*
- 20" 36 spokes (N.A. if HP=42 or HP2 46 if HP44; only curved rear frame)
- 24" MTB citybike tyre
- 24" MTB offroad tyre
- 24" Light (24 spokes)

Tyres

- Pneum. Plugged (x 1"3/8)
- Pneum. high press. Plugged Smooth
- Solid grey x 1" 3/8
- Solid black KIK 24"
- 24"/22" Pneum. Marathon Plus

Pushrims (14)

- Aluminium silver
 - Chromium-plated steel 24"
 - Aluminium dark
 - Rubber coated
 - OVAAL al.silver (*)
 - OVAALS al.dark (*)
 - OVAALG al.dark w/sil. insert (*)
 - Carbolife CURVE L 24"(*)
 - Carbolife GEKKO 24" (*)
 - Silicon covers 24"
- (*) not available with MTB wheels

Spoke guards (15)

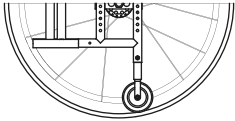
- Transparent
 - Black
 - Fantasy
- code pattern:
 (see catalogue of spokeguards)

Front castors (16)

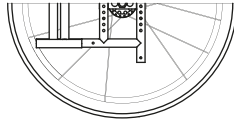
- 100 (4"x1.1/4) solid - plastic rim
 - 100 (4"x1.1/4) solid - alum. rim
 - 125 (5"x1.1/4) solid - plastic rim
 - 125 (5"x1.1/4) solid - alum. rim
 - 150 (6") pneumatic
 - 150 (6") solid
 - 175 (7") solid **
 - 175 (7") pneumatic **
- (**) only if HA 48cm as minimum and 68"detach.footr.

Rear frame

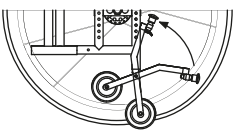
- STRAIGHT rear frame with small wheels for narrow passages (default)



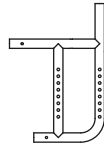
- STRAIGHT rear frame WITHOUT any small wheels f/narrow passages



- STRAIGHT rear frame with LEVER-activated narrow passage wheels € 134,00



- CURVED rear frame



(Only if rear seat/floor height HP is between 44 and 48 cm)

Unbalancing system (18)

- Right Right
 - Left Left
- (Only with straight rear frame) (Only with curved rear frame)

Anti-tip device (Only with straight rear frame)

- Right
- Left

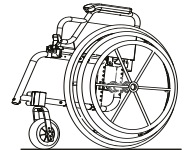
Revolving anti-tip device (Only with curved rear frame)

- Right
- Left

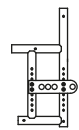
Single drive (19)

- Right
- Left

(camber can be only 0°)
 (rear wheels can be only 22" or 24")
 (the axle can grow +2cm or +4cm)

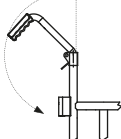


Extended wheel plate (20)



Push handles (21)

- Standard Height adjustable(*) Hinged back-rest (no stretched bar)



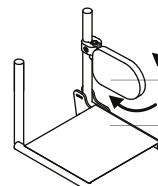
Distance between the hub centre and backrest (22)

- 2 cm (ext. wheel plate)
- 3,5 cm
- 5,5 cm
- 7,5 cm



(with HP=44 cm)

Adjustable swing away Lateral supports (23)

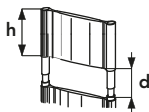


- Right
- Left

Specify the height "h" from the center of the swing away to the seat
 cm

Head-rest (24)

Padded (cannot grow in width)



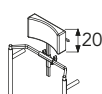
- Fixed
- Height adjustable

Orbital

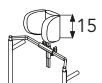
- Anatomic



- Moulded



- With lateral supports



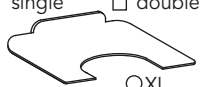
Specify "h" & "d" where requested
 Standard: h = 20 cm d = 15 cm

h = cm d = cm

Table (25)

- Transparent
- RxOLx Hemiplegic transp.
- Plastic grey
- Soft padded

Specify the fastening:
 single double



(Only with arm-rest) if L>50cm

Lined cushion in foam polyurethan (28)
 (cannot grow in width)



- 3 cm high
- 5 cm high


Brakes (26)

- Classic - short handle
- Classic - long handle
- Drum
- Right single brake
- Left single brake
- Drum+classic

Options

- 29 "M+F" velcro stripon sea
- 30 "M" velcro strip (hook) on seat
- 31 "F" velcro strip (loop) on seat
- 32 Seat/backrest connection flap
- 33 Chest harness
- 34 Chest belt
- 35 Abductor belt
- 36 Front protective covers
- 37 Stretched bar (width adj.)
- 38 R OL Crutch hold./single
- 39 R OL Crutch hold./double
- 40 Pump for pneumatics

Abductor (27)



- 1 3 5 7 cm

- cm

Choose or specify the height from seat cover

- 41 45° pelvic belt
- 42 45° padded pelvic belt
- 43 Black backpack
- 44 IV bar + poles
- 45 IV poles
- 46 Q.rel.axles Ø12mm w/42mm bushes (def.)
- 47 Q.rel.a. Ø1/2" (12,7mm) w/42mm bushes
- 48 Q.rel.a. Ø1/2" (12,7mm) w/50mm bushes