

Dealer

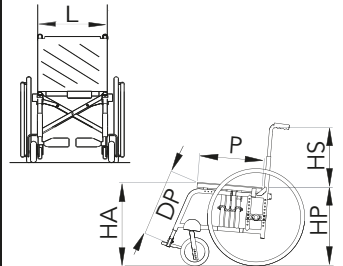
Key

standard

option

ALTHEA

Alum. foldable frame with double crossbar



L Seat width	<input type="checkbox"/> 34 <input type="checkbox"/> 36 <input type="checkbox"/> 38 <input type="checkbox"/> 40 <input type="checkbox"/> 42 <input type="checkbox"/> 44 <input type="checkbox"/> 46 <input type="checkbox"/> 48 <input type="checkbox"/> 50 <input type="radio"/> 52 <input type="radio"/> 56 <input type="radio"/> 60 (including eventual stretched bar, tension adj. upholstery & cover for footplate according to setup)
P Seat depth	<input type="checkbox"/> 36 <input type="checkbox"/> 38 <input type="checkbox"/> 40 <input type="checkbox"/> 42 <input type="checkbox"/> 44 <input type="checkbox"/> 46 <input type="radio"/> 48 <input type="radio"/> 50 (Each depth is adjustable +2, +4, +6 cm up to max. 50 cm)
HS Back-rest height	<input type="checkbox"/> 29 <input type="checkbox"/> 31 <input type="checkbox"/> 33 <input type="checkbox"/> 35 <input type="checkbox"/> 37 <input type="checkbox"/> 39 <input type="checkbox"/> 41 <input type="checkbox"/> 43 <input type="checkbox"/> 45 <input type="radio"/> 47 <input type="radio"/> 49 <input type="radio"/> 51 <input type="radio"/> 55 <input type="radio"/> 60 (stretched bar included)
HA Front seat/floor height	<input type="checkbox"/> 42 <input type="checkbox"/> 43 <input type="checkbox"/> 44 <input type="checkbox"/> 46 <input type="checkbox"/> 48 <input type="checkbox"/> 50 <input type="checkbox"/> 52 <input type="radio"/> 54
HP Rear seat/floor height	<input type="checkbox"/> 38 <input type="checkbox"/> 40 <input type="checkbox"/> 42 <input type="checkbox"/> 44 <input type="checkbox"/> 46 <input type="checkbox"/> 48 <input type="checkbox"/> 50
DP Foot-rest/seat distance	<input type="checkbox"/> 34 <input type="checkbox"/> 35 <input type="checkbox"/> 37 <input type="checkbox"/> 39 <input type="checkbox"/> 41 <input type="checkbox"/> 43 <input type="checkbox"/> 45 <input type="checkbox"/> 47 <input type="checkbox"/> 49 <input type="checkbox"/> 51 (from 17 to 32 cm foot-rest mounted on the frame, not possible with plastic footrests)

Frame colour ①

Metallic blue Pearl red Metallic grey Matte black

Pearl white Shiny black Neon green Neon orange

..... (see "Colours" catalogue)

Upholstery ②

Backrest Nylon upholstery (max up to L 50)
 Tension adj. NYLON backrest uphol.
 Tens.adj. BREATHABL. backrest uphol.
 Without any back-rest upholstery

With divided seat (joint by velcro - std)
 With one entire seat (not depth adjustable)

Upholstery colour ③

★ (Coloured uphol. only with nylon)

Black
 Red★ Orange★
 Light blue★ Green★
 Cornflower blue★

Not Detachable foot-rest ④

Detachable foot-rest 82° angle ⑤
 (DP 41 cm)
 (82° footrests do not allow any 175 front castors)

Detachable foot-rest 68° angle ⑥
 (DP 41cm)

Elevating foot-rest (detachable) ⑦

Plastic separate ⑧
 (only L = from 34 to 56 cm)

Cover f/footplates *
 Foot-holding belts (W50max)
 Heel stops (W50max)

(* eventual cover included for W 52 to 60)

Separate aluminium profile tilt adjustable footplates: ⑨

forward backward

Foot-holding belts (W50max)

(* eventual cover included for W 52 to 60)

Single aluminium profile tilt adjustable footplate: ⑩
 (not available with elevating foot-rest)

forward backward

Foot-holding belts
 Heel stops

Automatic closure footplate in carbon ⑪
 (not available with detachable or elevating foot-rest; only W= from 36 to 46cm)

Foot-holding belts

Side-guards ⑫

Plastic

Aluminium (same colour)

Detachable DESK armrest - tip-up ⑬

OPEN H22 with side-guard (only if HP ≥44 cm)
 OPEN H27 with side-guard (if HP≤42cm)

CLOSED H22 (from HP40/R24"x1 only if without any table fastenings)
 CLOSED H27 cm from seat (compulsory for HP=42cm&R24")

Elbow-rest

Classic (23 cm long)
 Straight (26 cm long)
 Tubular (only if open armrest)
 Hemiplegic RX
 Hemiplegic LX

note: see also Hemi modular armrest ord.form

Detachable SPORT armrest - tip-up ⑭

OPEN H22 with side-guard (only if HP ≥44 cm)
 OPEN H27 with side-guard (if HP≤42cm)

CLOSED H22 (from HP40/R24"x1 only if without any table fastenings)
 CLOSED H27 cm from seat (compulsory for HP=42cm&R24")

Elbow-rest

Classic (23 cm long)
 Straight (26 cm long)
 Tubular (only if open armrest)
 Hemiplegic RX
 Hemiplegic LX

note: see also Hemi modular armrest ord.form

Detachable "U" armrest - tip-up ⑮

OPEN H22 with side-guard (only if HP ≥44 cm)
 OPEN H27 with side-guard (if HP≤42cm)

CLOSED H22 (from HP40/R24"x1 only if without any table fastenings)
 CLOSED H27 cm from seat (compulsory for HP=42cm&R24")

Elbow-rest

Straight (26 cm long)
 Straight (36 cm long)
 Tubular (only if open armrest)
 Hemiplegic RX
 Hemiplegic LX

note: see also Hemi modular armrest ord.form

Height adjustable tip-up armrest (only closed) ⑯

Desk model
 Sport model
 "U" model

Elbow-rest

Classic (30 cm long)
 Classic (36 cm long)
 Straight (26 cm long)
 Straight (36 cm long)
 Hemiplegic RX
 Hemiplegic LX

note: see also Hemi modular armrest ord.form

Dealer _____

Rear wheels (14)

- 24" 36 spokes (def.) 12" solid*
- 22" 36 spokes 12" pneumatic*
- 20" 36 spokes (N.A. if HP=42 or HP>=46cm if HP44: only curved rear frame)
- 24" MTB citybike tyre
- 24" MTB offroad tyre
- 24" Light (24 spokes)

- Pneum. Plugged (x 1.3/8") **Tyres**
 Plugged Smooth Pneum. high press.
 Solid grey x 1.3/8"
 Solid black KIK 24"
 24" Pneum. Marathon Plus

Pushrims (15)

- Aluminium silver
 - Chromium-plated steel 24"
 - Aluminium dark
 - Rubber coated
 - Carbolife CURVE L 24"(*)
 - OVAAL silver alum. (*)
 - OVAALS dark alum. (*)
 - OVAALG dark w/sil. insert (*)
 - Carbolife GEKKO 24" (*)
 - Silicon covers 24"
- (*) not available with MTB wheels

Spokeguards (16)

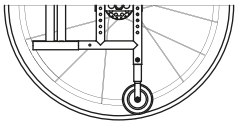
- Transparent
 - Black
 - Fantasy
- code pattern:
 (see catalogue of spokeguards)

Castor wheels (17)

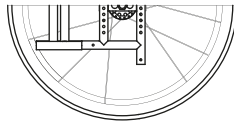
- 100 (4"x1.1/4) solid - plastic rim
 - 100 (4"x1.1/4) solid - alum. rim
 - 125 (5"x1.1/4) solid - plastic rim
 - 125 (5"x1.1/4) solid - alum. rim
 - 150 (6") pneumatic
 - 150 (6") solid
 - 175 (7") solid **
 - 175 (7") pneumatic **
- (**) only if HA ≥ 48cm and with 68° detach. footrests

Rear frame (18)

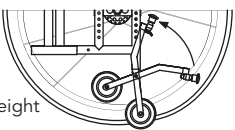
- STRAIGHT rear frame with small wheels for narrow passages (default)



- STRAIGHT rear frame WITHOUT any small wheels f/narrow passages



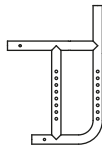
- STRAIGHT rear frame with LEVER-activated narrow passage wheels



Max user weight 100 kg

(Only if rear seat/floor height HP is between 44 and 48 cm)

- CURVED rear frame



Unbalancing system (19)

- Right Right
 - Left Left
- (Only with straight rear frame) (Only with curved rear frame)

Anti-tip device (Only with straight rear frame)

- Right
- Left

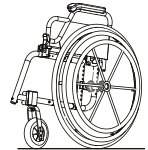
Revolving anti-tip device (Only with curved rear frame)

- Right
- Left

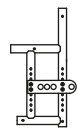
Single drive (20)

(only with 24" or 22" rear wheels)

- Right
- Left

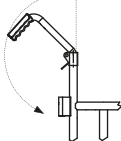


Extended wheel plate (21)



Push handles (22)

- Standard Height adjustable(*) Hinged back-rest(*) (no stretched bar)



(*) tension adj. upholstery is compulsory

COG Distance between the hub centre and backrest (23)

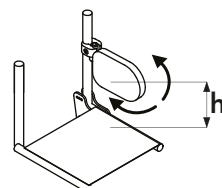
- 2 cm (ext. wheel plate)
- 3,5 cm
- 5,5 cm
- 7,5 cm



(with HP=44 cm)

Adjustable swing away Lateral supports (23)

- Right
- Left



Specify the height "h" from the center of the swing away to the seat
 cm

Head-rest (24)

- Padded**
-
- Fixed
 - Height adjustable
- Specify "h" & "d" where requested
 Standard: h = 20 cm d = 15 cm
 h = cm d = cm

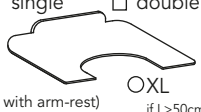
Orbital

- Anatomic
 - Moulded
 - With lateral supports
-
-
-

Table (25)

- Transparent
- Rx OLx Hemiplegic transp.
- Plastic grey
- Soft padded

Specify the fastening:
 single double



(Only with arm-rest) if L > 50cm

Lined cushion in foam polyurethane (28)



- 3 cm high
- 5 cm high


Brakes (26)

- Classic - short handle
- Classic - long handle
- Drum
- Right single brake
- Left single brake
- Drum+classic

Options

- 29 "F" velcro strip (loop) on seat
- 30 "M" velcro strip (hook) on seat
- 31 "M" velcro for Vicair
- 32 Seat/back-rest connection flap
- 33 Chest harness
- 34 Chest belt
- 35 Abductor belt
- 36 Front protective covers
- 37 Stretched bar
- 38 Catheter holder pocket (note: only with entire seat)
- 39 R L Crutch hold./single
- 40 R L Crutch hold./double
- 41 Pump for pneumatics

Abductor (27)



- 1 3 5 7 cm
 - cm
- Choose or specify the height from seat upholstery

- 42 Suitcase holder
- 43 45° pelvic belt
- 44 45° padded pelvic belt
- 45 Black backpack
- 46 IV bar + poles
- 47 IV poles
- 48 Padded rigid cushion(W52max)
- 49 Padded rigid cushion(W56-60)
- 50 Q.rel.axles Ø12mm w/42mm bushes (def.)
- 51 Q.rel.a. Ø1/2" (12,7mm) w/42mm bushes
- 52 Q.rel.a. Ø1/2" (12,7mm) w/50mm bushes
- 53 **Stickers for car fastenings** (escl.: load>120kg, R12", UltraI.RW, hinged bckr)