

☐ Order N ° _____ ☐ Quotation
 Date _____ Signature _____
 Customer ref. _____

PAGE 1/2
 May 2024

Dealer _____

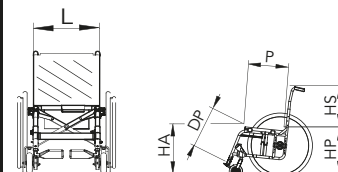
- L** Seat width (adjustable within the selected range) ☐ RANGE 1 W ☐ 24* ☐ 26* ☐ 28* ☐ 30* ☐ 32
☐ RANGE 2 W ☐ 28* ☐ 30* ☐ 32 ☐ 34 ☐ 36
 * Recommended abducted front frame
- P** Seat depth ☐ 26 ☐ 28 ☐ 30 ☐ 32 ☐ 34 ☐ 36
- HS** Back-rest height ☐ 21 ☐ 23 ☐ 25 ☐ 27 ☐ 29 ☐ 31 ☐ 33 ☐ 35 ☐ 37 ☐ 39
- HA** Front seat/floor height with MAX size of front castors (fc) ☐ 38(fc80max) ☐ 39(fc100max) ☐ 40(fc125max) ☐ 42(fc150max) ☐ 45 ☐ 48
☐ 44(fc150max) ☐ 46
- HP** Rear seat/floor height ☐ 34 ☐ 36 ☐ 38 ☐ 40 ☐ 42 ☐ 44 ☐ 46 ☐ 48
 NOTE: 24" rear wheels if min.HP 38-max HP 48 22" if min.HP 36- max HP 45 20" if min.HP 34- max HP 43
- DP** Foot-rest/seat distance ☐ 25 ☐ 27 ☐ 29 ☐ 31 ☐ 33 ☐ 35 ☐ 37 ☐ 39 ☐ 41 cm

Key

- ☐ standard
☐ option

ARIEL PLUS

Width & depth adjust.
 KID fold.alum.frame



- Frame colour** ☐ Met. blue ☐ Pearl red ☐ Pastel yellow
☐ Deep sky light blue ☐ Met. pink ☐ Matte black
☐ Neon orange ☐ Neon green
☐ (see "Colours" catalogue)
- Backrest upholstery** ☐ Tension adj. nylon back-rest
☐ Tension adj. breathable backr.
☐ Without back-rest
- Uphostery colour** (Nylon only) ☐ Black ☐ Light blue
☐ Red ☐ Green
☐ Cornflower blue ☐ Orange

- Straight front frame** (Recommended for seat width L > 32 cm) ☐ Not detachable footrests
☐ Detachable footrests (Compulsory pull to brake if depth < 30cm)
☐ Elevating (Need technical approval) (Push brake starting from P32cm)
- Separate aluminium profile footplates** (from DP 17 to DP 31 cm the footplate is assembled on the frame) (for L24-26-28cm recommended single footplate)
- Single aluminium profile tilt adjust. footplate** (from DP 17 to DP 31 cm the footplate is assembled on the frame)
- Rear wheel camber** ☐ 0° ☐ 1° ☐ 3° ☐ 5°
☐ Q.rel.axles Ø12mm w/42mm bushes (def.)
☐ Q.rel.a. Ø1/2" (12,7mm) w/42mm bushes
☐ Q.rel.a. Ø1/2" (12,7mm) w/50mm bushes

- Abducted front frame** (Recommended for seat width L < 32 cm) ☐ Abducted front frame with NOT detach.foot-rests
☐ Abducted front frame with detach.foot-rests
☐ Elevating (To be added to abducted frame) (Push brake starting from P32cm) (Need technical approval)
- Side-guards and ev. integrated armrests** ☐ Plastic side-guard ☐ Aluminium side-guard (frame colour)
☐ Height adjustable "T" armrest (with plastic side-guards) ☐ Height adjustable "T" armrest (with aluminium side-guards)
- Tip-up height adjustable from 22 to 28cm "L" armrest** (sideguard is needed)
- Elbow-rest** ☐ Tubular
☐ Straight (26 cm long)
☐ Classic (23 cm long)
☐ Classic (30 cm long)

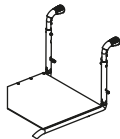
- Rear wheels** ☐ 24" (36 spokes) (*) ☐ 22" (36 spokes) ☐ 20" (36 spokes)
☐ 24" Light (24 spokes) (*) ☐ 22" Light (24 spokes) ☐ 20" Light (20 spokes)
☐ 12" (300) pneumatic (**) ☐ 12" (300) solid (**)
 (***) need technical approval
- Tyres** ☐ Pneum. HP smooth 20"/22"/24"
☐ Pneum. HP plugged 22"/24"
☐ Solid Grey 20"/22"x1/24"x1.3/8"
☐ Solid Black KIK 24"
☐ Marathon Plus 22" or 24"
- Pushrims** ☐ Aluminium silver
☐ Chromium-plated steel 24"
☐ Aluminium dark
☐ Rubber coated
☐ OVAAL al.silver 24"
☐ OVAALS al.dark 24"
☐ OVAALG al.dark w/sil. insert 24"
☐ Carbolife CURVE L 24"
☐ Carbolife GEKKO 24"
☐ Silicon covers 24"
- Spoke guards** ☐ Trasparent
☐ Black
☐ Fantasy
 code pattern:
 (see catalogue of spokeguards)
☐ Fantasy with name
 code pattern:
 (see catalogue of spokeguards)
 name to be printed:
 "....."
- Front castors** ☐ 80 (3") solid with lights
☐ 80 (3") solid
☐ 100 (4") solid with lights
☐ 100 (4") solid
☐ 100 (4") solid with alum. rim
☐ 125 (5") solid
☐ 125 (5") solid with lights
☐ 125 (5") solid with alum. rim
☐ 150 (6") pneumatic
☐ 150 (6") solid

Dealer _____

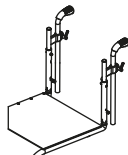
Push handles

15

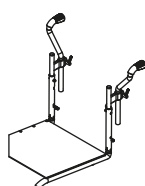
☐ Standard



☐ Height adjustable

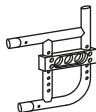


☐ Abducted height adjustable

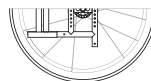


☐ Curved rear frame

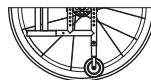
(it is not possible to assemble the small wheels for narrow passages)



☐ With straight rear frame



☐ With small wheels for narrow passages



(need technical approval)

Single drive

18

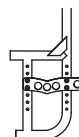
(camber can be only 0°)
 (rear wheels can be only 22" or 24")
 (the axle can grow +2cm or +4cm)



☐ Right
☐ Left

☐ Extended wheel plate

19



Unbalancing system

17

☐ Right
☐ Left
 (Only with curved rear frame)

☐ Right
☐ Left
 (Only with straight rear frame)

Revolving anti-tip device

(Only with curved rear frame)

☐ Right
☐ Left
☐ Right & left

Anti-tip device

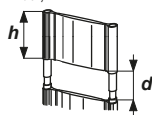
(Only with straight rear frame)

☐ Right
☐ Left
☐ Right & left

Head-rest

20

Padded
 (cannot grow in width)



☐ Height adjustable

☐ Abductor

21

onto the frame for P > 28cm



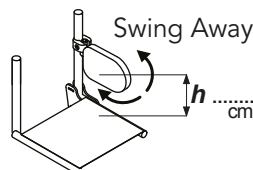
onto the seat for P < 28cm

☐ 1 ☐ 3 ☐ 5 ☐ 7 cm
☐ cm

Choose or specify the height from the seat cover

Adjustable lateral supports

22



☐ Right
☐ Left

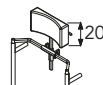
Specify the height "h"
 from the center of the
 swing away to the seat

Orbital

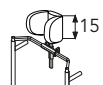
☐ Anatomic



☐ Moulded



☐ With lateral supports



Specify "h" & "d" where requested
 Standard: h = 20 cm d = 15 cm
 h = cm d = cm

Anodized set

23

(Rear wheel rims & hub if Light and forks)

☐ Black
☐ Silver
☐ Light blue
☐ Red
☐ Orange
☐ Cyclamen light purple

(Light wheels only)

Table

25

☐ Transparent
☐ Soft padded

(Only with armrests and
 always with double
 fastening)

Lined cushion

24

in foam polyurethane
 (cannot grow in width)



☐ 3 cm high
☐ 5 cm high

Brakes

26

☐ Classic push (short handle) from P32cm
☐ Classic pull (short handle)
☐ Classic push long handle
☐ Classic pull long handle
☐ Brakes inside the sideguard*
☐ Right single brake
☐ Left single brake
☐ Drum
☐ Drum + classic

* compulsory for some configurations

Options

- 27 ☐ "M+F" velcro on seat
 28 ☐ "M" velcro (hook) on seat
 29 ☐ "M" velcro for VICAIR cushion
 30 ☐ "F" (loop) on seat
 31 ☐ Seat/backrest connection flap
 32 ☐ Chest harness
 33 ☐ Chest belt
 34 ☐ Abductor belt
 35 ☐ Stretched bar (width adj.)
 36 ☐ Pump for pneumatics
 37 ☐ 45° pelvic belt
 38 ☐ 45° padded pelvic belt
 39 ☐ Black backpack
 40 ☐ Front protective covers

Notes