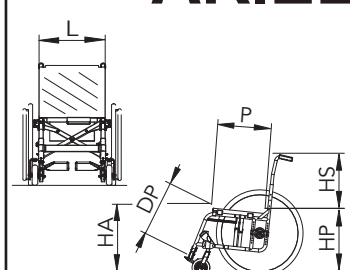
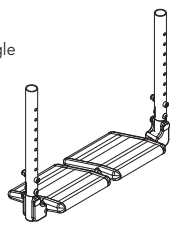
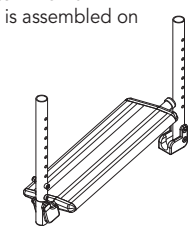
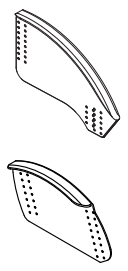


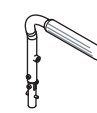


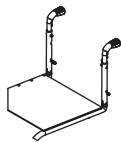
Dealer \_\_\_\_\_

Key	<input type="checkbox"/> standard	<input type="radio"/> option	
<b>L</b> Seat width <input type="checkbox"/> 24 <input type="checkbox"/> 26 <input type="checkbox"/> 28 <input type="checkbox"/> 30 <input type="checkbox"/> 32 <input type="checkbox"/> 34 <input type="checkbox"/> 36 <b>P</b> Seat depth <input type="checkbox"/> 26 <input type="checkbox"/> 28 <input type="checkbox"/> 30 <input type="checkbox"/> 32 <input type="checkbox"/> 34 <input type="checkbox"/> 36 <b>HS</b> Back-rest height <input type="checkbox"/> 21 <input type="checkbox"/> 23 <input type="checkbox"/> 25 <input type="checkbox"/> 27 <input type="checkbox"/> 29 <input type="checkbox"/> 31 <input type="checkbox"/> 33 <input type="checkbox"/> 35 <input type="checkbox"/> 37 <input type="checkbox"/> 39 <b>HA</b> Front seat/floor height with MAX size of front castors (fc) <input type="checkbox"/> 38(fc80max) <input type="checkbox"/> 39(fc100max) <input type="checkbox"/> 40(fc125max) <input type="checkbox"/> 42(fc150max) <input type="checkbox"/> 45(fc175max) <input type="checkbox"/> 48 <span style="margin-left: 100px;"><input type="checkbox"/>44(fc150max) <input type="checkbox"/>46(fc175max)</span> <b>HP</b> Rear seat/floor height <input type="checkbox"/> 34 <input type="checkbox"/> 36 <input type="checkbox"/> 38 <input type="checkbox"/> 40 <input type="checkbox"/> 42 <input type="checkbox"/> 44 <input type="checkbox"/> 46 <input type="checkbox"/> 48 <small>NOTE: 24" rear wheels if min.HP 38-max HP 48 22" if min.HP 36- max HP 45 20" if min.HP 34- max HP 43</small> <b>DP</b> Foot-rest/seat distance <input type="checkbox"/> 25 <input type="checkbox"/> 27 <input type="checkbox"/> 29 <input type="checkbox"/> 31 <input type="checkbox"/> 33 <input type="checkbox"/> 35 <input type="checkbox"/> 37 <input type="checkbox"/> 39 <input type="checkbox"/> 41 <input type="checkbox"/> 43 cm			<h1 style="margin: 0;">ARIEL</h1> 
<b>Frame colour</b> <span style="float: right;">①</span> <input type="checkbox"/> Met. blue <input type="checkbox"/> Pearl red <input type="checkbox"/> Pastel yellow <input type="checkbox"/> Deep sky light blue <input type="checkbox"/> Met. pink <input type="checkbox"/> Matte black <input type="checkbox"/> Neon orange <input type="checkbox"/> Neon green <input type="checkbox"/> ..... (see "Colours" catalogue)		<b>Upholstery</b> <span style="float: right;">②</span> <input type="checkbox"/> Tension adj. nylon back-rest <input type="radio"/> Tension adj. breathable backr. <input type="checkbox"/> Without back-rest <input type="checkbox"/> Without seat	<b>Uphostery colour</b> <span style="float: right;">③</span> (nylon only) <input type="checkbox"/> Black <input type="radio"/> Light blue <input type="radio"/> Red <input type="radio"/> Green <input type="radio"/> Cornflower blue <input type="radio"/> Orange
<b>Footrests</b> <span style="float: right;">④</span> <input type="checkbox"/> Not detachable footrests, <b>STRAIGHT</b> front frame (Compulsory pull to brake if P<30cm) <input type="checkbox"/> Detachable footrests, <b>STRAIGHT</b> front frame (Compulsory pull to brake) <input type="radio"/> <b>ABDUCTED</b> front frame with NOT detachable foot-rests (Need technical approval) <input type="radio"/> <b>ABDUCTED</b> front frame with detachable foot-rests (Need technical approval) <input type="radio"/> <b>Elevating footrests</b> (Need technical approval) (Std brake starting from P32cm)	<input type="checkbox"/> <b>Separate aluminium profile foot-plates</b> <span style="float: right;">⑤</span> (from DP 17 to DP 31 cm the footplate is assembled on the frame) (for L24-26-28cm recommended single footplate)  <input type="checkbox"/> Foot-holding belts	<input type="checkbox"/> <b>Single aluminium profile tilt adjust.footplate</b> <span style="float: right;">⑥</span> (from DP 17 to DP 31 cm the footplate is assembled on the frame)  <input type="checkbox"/> Foot-holding belts	<b>Rear wheel camber</b> <span style="float: right;">⑦</span> <input type="checkbox"/> 0° <input type="checkbox"/> 1° <input type="checkbox"/> 3° <input type="checkbox"/> 5° <input type="checkbox"/> Quick rel. axles Ø 12 mm (default) <input type="checkbox"/> Quick rel. axles Ø 1/2" (12,7 mm) <input type="checkbox"/> <b>Cambered bushes length 42 mm</b> (def.) <input type="checkbox"/> Cambered bushes length 50 mm
<b>Side guards</b> <input type="checkbox"/> Plastic  <input type="radio"/> Aluminium (same colour)	<input type="checkbox"/> <b>Height adjustable "T" armrest (with plastic side-guards)</b>  <b>Elbow-rest</b> <input type="checkbox"/> Classic (23 cm long) <input type="radio"/> Classic (30 cm long) <input type="checkbox"/> Straight (26 cm long)	<input type="radio"/> <b>Height adjustable "T" armrest (with aluminium side-guards)</b> <span style="float: right;">⑨</span>  <b>Elbow-rest</b> <input type="checkbox"/> Classic (23 cm long) <input type="radio"/> Classic (30 cm long) <input type="checkbox"/> Straight (26 cm long)	<input type="radio"/> <b>Tip-up height adjustable from 22 to 28cm "L" armrest</b> <span style="float: right;">⑩</span>  <b>Elbow-rest</b> <input type="checkbox"/> Tubular <input type="checkbox"/> Straight (26 cm long) <input type="checkbox"/> Classic (23 cm long) <input type="checkbox"/> Classic
<b>Rear wheels</b> <span style="float: right;">⑫</span> <input type="checkbox"/> 24" (36 spokes) (*) <small>(*) Only with P=36 or P34cm</small> <input type="checkbox"/> 22" (36 spokes) <input type="checkbox"/> 20" (36 spokes) <input type="radio"/> 24" Light (24 spokes) (*) <input type="radio"/> 22" Light (24 spokes) <input type="radio"/> 20" Light (20 spokes) <input type="radio"/> 12" (300) pneumatic (**) <input type="radio"/> 12" (300) solid (**) (**) need technical approval <b>Tyres</b> <input type="checkbox"/> Pneum. HP smooth 20"/22"/24" <input type="checkbox"/> Pneum. HP plugged 22"/24" <input type="radio"/> Solid x 1.3/8" <input type="radio"/> Solid KIK 24" <input type="radio"/> Marathon Plus 22" or 24"	<span style="float: right;">⑬</span> <b>Pushrims</b> <input type="checkbox"/> Aluminium silver <input type="radio"/> Chromium-plated steel 24" <input type="radio"/> Aluminium dark <input type="radio"/> Rubber coated <input type="radio"/> OVAAL alum. silver 24" (*) <input type="radio"/> OVAALS alum. dark 24" (*) <input type="radio"/> OVAALG dark w/silic. insert 24" (*) <input type="radio"/> Carbolife CURVE L 24" (*) <input type="radio"/> Carbolife GEKKO 24" (*) <input type="radio"/> Silicon covers (*) not available with MTB wheels	<span style="float: right;">⑭</span> <b>Spoke guards</b> <input type="radio"/> Transparent <input type="radio"/> Black <input type="radio"/> Fantasy code pattern: ..... (see catalogue of spokeguards) <input type="radio"/> Fantasy with name code pattern: ..... (see catalogue of spokeguards) name to be printed: "....."	<span style="float: right;">⑮</span> <b>Front castors</b> <input type="radio"/> 80 (3") solid with lights <input type="checkbox"/> 80 (3") solid <input type="radio"/> 100 (4") solid with lights <input type="checkbox"/> 100 (4") solid <input type="radio"/> 100 (4") solid with alum. rim <input type="checkbox"/> 125 (5") solid <input type="radio"/> 125 (5") solid with lights <input type="radio"/> 125 (5") solid with alum. rim <input type="checkbox"/> 150 (6") pneumatic <input type="checkbox"/> 150 (6") solid

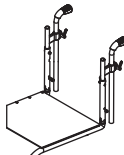
Dealer

**Pushing handles** (17)

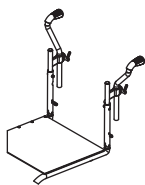
Standard



Height adjustable

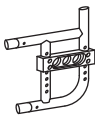


Abducted height adjustable

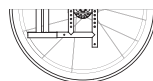


**Curved rear frame** (18)

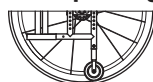
(it is not possible to assemble the small wheels for narrow passages)



**With straight rear frame** (19)

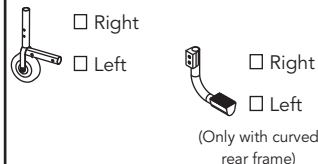


**With small wheels for narrow passages**



(need technical approval)

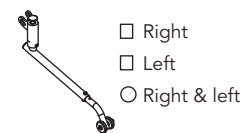
**Unbalancing system** (20)



**Anti-tip device**



**Revolving anti-tip device**  
 (Only with curved rear frame)



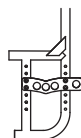
**Single drive** (21)

(camber can be only 0°)  
 (rear wheels can be only 22" or 24")



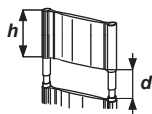
Right  
 Left

**Extended wheel plate** (22)




**Head-rest** (23)

**Padded**



Height adjustable

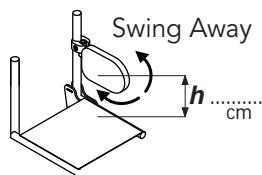
**Abductor** (24)



1  3  5  7 cm  
 ..... cm

Choose or specify the height from the seat cover

**Adjustable lateral supports** (25)



Right  
 Left

Specify the height "h" from seat cover to the center of the swing away

**Orbital**

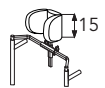
Anatomic



Moulded



With lateral supports



Specify "h" & "d" where requested  
 Standard: h = 20 cm d = 15 cm  
 h = ..... cm d = ..... cm

**Anodized set** (27)

(Rear wheel rims & hub if Light and forks)

- Black
- Silver
- Light blue
- Red
- Orange
- Cyclamen light purple  
 (Light wheels only)

**Table** (26)

- Transparent
- Soft padded

Specify the fastening:  
 single  double  
 (Only with arm-rest)

**Lined cushion** (28)

in foam polyurethane



- 3 cm high
- 5 cm high

**Brakes** (29)

- Classic - short handle (from P32cm)
- Classic - pull to brake
- Classic long handle
- Brakes inside the sideguard\*
- Right single brake
- Left single brake
- Drum
- Drum + classic

\* compulsory for some configurations

**Options**

- 30  "M" velcro (hook) on seat
- 31  "M" velcro for VICAIR cushion
- 32  "F" (loop) on seat
- 33  Seat/backrest connection flap
- 34  Padded rigid cushion
- 35  Chest harness
- 36  Chest belt
- 37  Abductor belt
- 38  Double cross bar \*
- 39  Stretched bar
- 40  Pump for pneumatics
- 41  45° pelvic belt
- 42  45° padded pelvic belt
- 43  Black backpack
- 44  Umbrella holder
- 45  Front protective covers

\* need technical approval

**Notes**

-----

-----

-----

-----